

高压转接头和连接器

标称压力为15,000 ...60,000 psi [103.4 ...413.6 MPa]

型号HPAC

威卡 (WIKAI) 数据资料AC 09.33

应用

- 石油和天然气行业、化工行业、机械制造与自动化
- 适用于进样系统、测试台和液动力装置
- 喷砂/水切割，高压清洗

功能特性

- 一体式设计
- 激光标记便于识别
- 可提供多种材质和配置选择
- 可根据客户特殊需求，将转接头、管件、阀门和测量仪表进行组合 (二次配)



转接头和连接器示例

描述

HPAC型高压转接头和连接器为15,000 ...60,000 psi [103.4 ...413.6 MPa]的高压应用而开发。转接头和连接器尤其适用于与高压阀、短节和管件的安全连接，甚至可用于空间受限的控制面板或试验台。

我们提供多种转接头和连接器，包括外-内螺纹、外-外螺纹或内-内螺纹型，螺纹形式为NPT螺纹或C&T锥螺纹。

设计和优质材料的选择，确保了长寿命和高密封性。

产品得到妥善包装，特别是通过外螺纹上的螺纹保护帽，防止螺纹损坏。

每个转接头都有激光标记，注明零件编号、标称压力、连接尺寸等细节。

威卡 (WIKAI) 根据客户要求提供专业的阀门和压力测量仪表以及其他附件的组装，形成一套可随时安装的二次配方案。为保障整个系统的功能，还会对二次配组合进行一次泄漏测试。

规格

型号HPAC	
转接头类型	<ul style="list-style-type: none">■ 内-外螺纹转接头■ 外-外螺纹转接头■ 内-内螺纹接头
标称压力	<ul style="list-style-type: none">■ 15,000 psi [103.4 MPa]■ 20,000 psi [137.9 MPa]■ 60,000 psi [413.6 MPa]
连接类型	<ul style="list-style-type: none">■ 符合ANSI/ASME B1.20.1的螺纹, NPT■ 锥面/螺纹接头(C&T) ¹⁾
连接尺寸	
15,000 psi [103.4 MPa]	<ul style="list-style-type: none">■ 1/4 NPT■ 3/8 NPT■ 1/2 NPT
20,000 psi [137.9 MPa]	<ul style="list-style-type: none">■ 1/4"锥面/螺纹接头(C&T)■ 3/8"锥面/螺纹接头(C&T)■ 1/2"锥面/螺纹接头(C&T)
60,000 psi [413.6 MPa]	<ul style="list-style-type: none">■ 1/4"锥面/螺纹接头(C&T)■ 3/8"锥面/螺纹接头(C&T)■ 1/2"锥面/螺纹接头(C&T)
功能特性	<ul style="list-style-type: none">■ 部件100%可追溯

1) 带锥面/螺纹(C&T)连接的转接头未配备卡套管套环和卡套管。可根据要求将其组装在内螺纹连接中。

→ 有关转接头类型、连接类型和尺寸的可用组合, 请参见第3页

重要提示

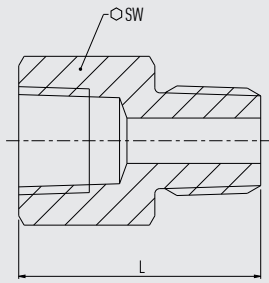
如果两个连接侧的额定压力不同, 则转接头的标称压力将降至较低值。

材料	
接液部件	<ul style="list-style-type: none">■ 不锈钢316 (1.4401)■ 不锈钢316L (1.4404)■ 可按需提供其他材料

尺寸 (单位: mm [in])

内-外螺纹转接头

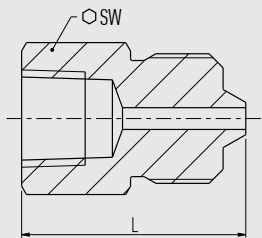
标称压力: 15,000 psi [103.4 MPa]



1侧 15,000 psi [103.4 MPa]	2侧 15,000 psi [103.4 MPa]	尺寸 (单位: mm [in])	
		SW	L
¼ NPT	¼ NPT	19.05 [0.75]	33 [1.3]
¼ NPT	⅜ NPT	19.05 [0.75]	37 [1.46]
¼ NPT	½ NPT	23.8 [0.94]	40 [1.58]
⅜ NPT	¼ NPT	25.4 [1]	35 [1.38]
⅜ NPT	⅜ NPT	25.4 [1]	37 [1.46]
⅜ NPT	½ NPT	25.4 [1]	40 [1.58]
½ NPT	¼ NPT	30.16 [1.19]	41 [1.61]
½ NPT	⅜ NPT	30.16 [1.19]	45 [1.77]
½ NPT	½ NPT	30.16 [1.19]	48 [1.89]

内-外螺纹转接头

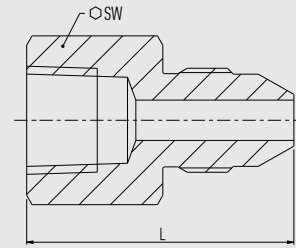
标称压力: 15,000 psi [103.4 MPa]



1侧 15,000 psi [103.4 MPa]	2侧 60,000 psi [137.9 MPa]	尺寸 (单位: mm [in])	
		SW	L
¼ NPT	¼" C&T	19.05 [0.75]	36 [1.42]
¼ NPT	⅜" C&T	20.6 [0.81]	41.5 [1.63]
¼ NPT	⅝" C&T	30.16 [1.19]	44.4 [1.75]
⅜ NPT	¼" C&T	35.4 [1.39]	38 [1.50]
⅜ NPT	⅜" C&T	25.4 [1]	41.5 [1.63]
⅜ NPT	⅝" C&T	30.16 [1.19]	44.4 [1.75]
½ NPT	¼" C&T	30.16 [1.19]	44 [1.73]
½ NPT	⅜" C&T	30.16 [1.19]	49.5 [1.95]
½ NPT	⅝" C&T	30.16 [1.19]	49.4 [1.94]

内-外螺纹转接头

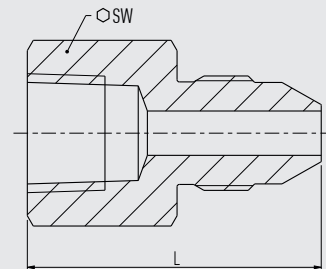
标称压力: 15,000 psi [103.4 MPa]



1侧 15,000 psi [103.4 MPa]	2侧 20,000 psi [137.9 MPa]	尺寸 (单位: mm [in])	
		SW	L
¼ NPT	¼" C&T	19.05 [0.75]	37.5 [1.48]
¼ NPT	⅜" C&T	19.05 [0.75]	41.5 [1.63]
¼ NPT	⅝" C&T	22.22 [0.88]	45 [1.77]
⅜ NPT	¼" C&T	25.4 [1]	39.5 [1.56]
⅜ NPT	⅜" C&T	25.4 [1]	43.5 [1.71]
⅜ NPT	⅝" C&T	25.4 [1]	45 [1.77]
½ NPT	¼" C&T	30.16 [1.19]	45.5 [1.79]
½ NPT	⅜" C&T	30.16 [1.19]	49.5 [1.95]
½ NPT	⅝" C&T	30.16 [1.19]	53 [2.09]

内-外螺纹转接头

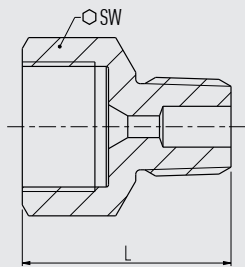
标称压力: 15,000 psi [103.4 MPa]



1侧 20,000 psi [137.9 MPa]	2侧 15,000 psi [103.4 MPa]	尺寸 (单位: mm [in])	
		SW	L
¼" C&T	¼ NPT	15.9 [0.62]	30 [1.18]
¼" C&T	⅜ NPT	19.05 [0.75]	34 [1.34]
¼" C&T	½ NPT	23.8 [0.94]	37 [1.46]
⅜" C&T	¼ NPT	19.05 [0.75]	38 [1.50]
⅜" C&T	⅜ NPT	19.05 [0.75]	37 [1.46]
⅜" C&T	½ NPT	23.8 [0.94]	40 [1.58]
⅝" C&T	¼ NPT	25.4 [1]	45 [1.77]
⅝" C&T	⅜ NPT	25.4 [1]	49 [1.93]
⅝" C&T	½ NPT	25.4 [1]	46 [1.81]

内-外螺纹转接头

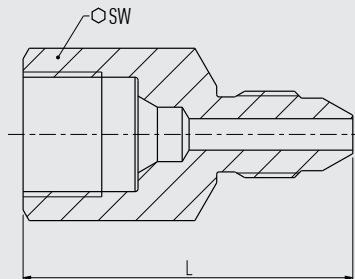
标称压力: 15,000 psi [103.4 MPa]



1侧 60,000 psi [137.9 MPa]	2侧 15,000 psi [103.4 MPa]	尺寸 (单位: mm [in])	
		SW	L
¼" C&T	¼" NPT	19.05 [0.75]	29 [1.14]
¼" C&T	⅜" NPT	19.05 [0.75]	33 [1.3]
¼" C&T	½" NPT	23.8 [0.94]	37 [1.46]
⅜" C&T	¼" NPT	25.4 [1]	35 [1.38]
⅜" C&T	⅜" NPT	25.4 [1]	37 [1.46]
⅜" C&T	½" NPT	25.4 [1]	40 [1.57]
⅝" C&T	¼" NPT	34.93 [1.38]	41 [1.61]
⅝" C&T	⅜" NPT	34.93 [1.38]	44 [1.73]
⅝" C&T	½" NPT	34.93 [1.38]	46 [1.81]

内-外螺纹转接头

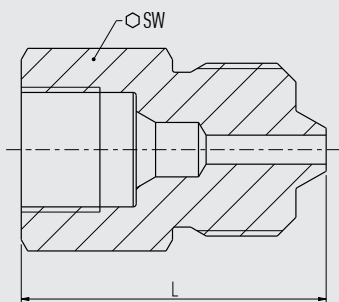
标称压力: 20,000 psi [137.9 MPa]



1侧 20,000 psi [137.9 MPa]	2侧 20,000 psi [137.9 MPa]	尺寸 (单位: mm [in])	
		SW	L
¼" C&T	¼" C&T	15.9 [0.62]	34.5 [1.36]
¼" C&T	⅜" C&T	15.9 [0.62]	38.5 [1.52]
¼" C&T	⅝" C&T	22.2 [0.87]	42 [1.65]
⅜" C&T	¼" C&T	19.05 [0.75]	43.5 [1.71]
⅜" C&T	⅜" C&T	19.05 [0.75]	41.5 [1.63]
⅜" C&T	⅝" C&T	22.2 [0.87]	45 [1.78]
⅝" C&T	¼" C&T	25.4 [1]	50.5 [1.99]
⅝" C&T	⅜" C&T	25.4 [1]	54.5 [2.15]
⅝" C&T	⅝" C&T	25.4 [1]	51 [2.01]

内-外螺纹转接头

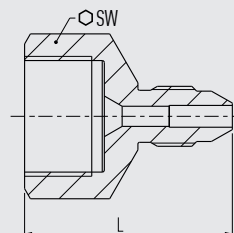
标称压力: 20,000 psi [137.9 MPa]



1侧 20,000 psi [137.9 MPa]	2侧 60,000 psi [137.9 MPa]	尺寸 (单位: mm [in])	
		SW	L
¼" C&T	¼" C&T	15.9 [0.62]	33 [1.3]
¼" C&T	⅜" C&T	20.6 [0.81]	38.5 [1.52]
¼" C&T	⅝" C&T	30.16 [1.19]	42.4 [1.67]
⅜" C&T	¼" C&T	19.05 [0.75]	42 [1.65]
⅜" C&T	⅜" C&T	30.64 [1.21]	41.5 [1.63]
⅜" C&T	⅝" C&T	30.16 [1.19]	42.4 [1.67]
⅝" C&T	¼" C&T	25.4 [1]	47 [1.85]
⅝" C&T	⅜" C&T	25.4 [1]	50 [1.97]
⅝" C&T	⅝" C&T	30.16 [1.19]	50.4 [1.98]

内-外螺纹转接头

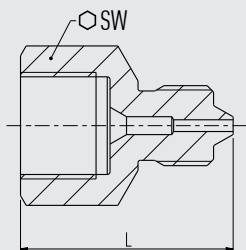
标称压力: 20,000 psi [137.9 MPa]



1侧 60,000 psi [137.9 MPa]	2侧 20,000 psi [137.9 MPa]	尺寸 (单位: mm [in])	
		SW	L
¼" C&T	¼" C&T	19.05 [0.75]	33.5 [1.32]
¼" C&T	⅜" C&T	19.05 [0.75]	37.5 [1.48]
¼" C&T	⅝" C&T	22.2 [0.87]	41 [1.61]
⅜" C&T	¼" C&T	25.4 [1]	39.5 [1.56]
⅜" C&T	⅜" C&T	25.4 [1]	43.5 [1.71]
⅜" C&T	⅝" C&T	25.4 [1]	45 [1.78]
⅝" C&T	¼" C&T	34.93 [1.38]	50 [1.97]
⅝" C&T	⅜" C&T	34.93 [1.38]	49.5 [1.95]
⅝" C&T	⅝" C&T	34.93 [1.38]	51 [2.01]

内-外螺纹转接头

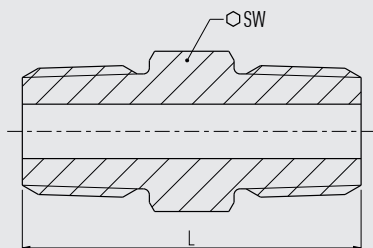
标称压力: 60,000 psi [137.9 MPa]



1侧 60,000 psi [137.9 MPa]	2侧 60,000 psi [137.9 MPa]	尺寸 (单位: mm [in])	
		SW	L
¼" C&T	¼" C&T	19.05 [0.75]	32 [1.26]
¼" C&T	⅜" C&T	20.6 [0.81]	37.5 [1.48]
¼" C&T	⅝" C&T	30.16 [1.19]	42.4 [1.67]
⅜" C&T	¼" C&T	25.4 [1]	38 [1.5]
⅜" C&T	⅜" C&T	25.4 [1]	41.5 [1.63]
⅜" C&T	⅝" C&T	30.16 [1.19]	44.4 [1.75]
⅝" C&T	¼" C&T	34.93 [1.38]	47 [1.85]
⅝" C&T	⅜" C&T	34.93 [1.38]	47.5 [1.87]
⅝" C&T	⅝" C&T	34.93 [1.38]	50.4 [1.98]

外-外螺纹转接头

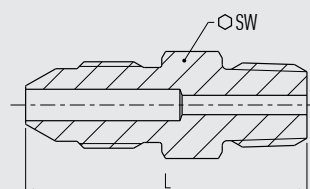
标称压力: 15,000 psi [103.4 MPa]



1侧 15,000 psi [103.4 MPa]	2侧 15,000 psi [103.4 MPa]	尺寸 (单位: mm [in])	
		SW	L
¼ NPT	¼ NPT	15.9 [0.62]	38 [1.5]
¼ NPT	⅜ NPT	19.1 [0.75]	45 [1.78]
¼ NPT	½ NPT	23.8 [0.94]	51 [2.01]
⅜ NPT	⅜ NPT	23.8 [0.94]	53 [2.09]
⅜ NPT	½ NPT	19.1 [0.75]	48 [1.89]
½ NPT	½ NPT	23.8 [0.94]	56 [2.2]

外-外螺纹转接头

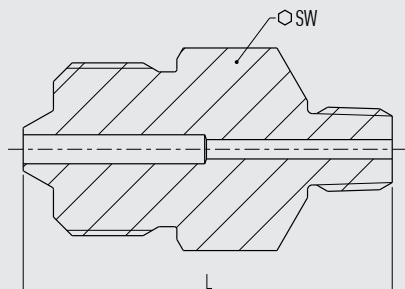
标称压力: 15,000 psi [103.4 MPa]



1侧 15,000 psi [103.4 MPa]	2侧 20,000 psi [137.9 MPa]	尺寸 (单位: mm [in])	
		SW	L
¼ NPT	¼" C&T	15.9 [0.62]	44 [1.73]
¼ NPT	⅜" C&T	15.9 [0.62]	46.5 [1.83]
¼ NPT	⅝" C&T	22.2 [0.87]	55 [2.17]
⅜ NPT	¼" C&T	19.1 [0.75]	51.5 [2.03]
⅜ NPT	⅜" C&T	19.1 [0.75]	54.5 [2.15]
⅜ NPT	⅝" C&T	22.2 [0.87]	58 [2.28]
½ NPT	¼" C&T	23.8 [0.94]	58 [2.28]
½ NPT	⅜" C&T	23.8 [0.94]	61 [2.4]
½ NPT	⅝" C&T	23.8 [0.94]	61 [2.4]

外-外螺纹转接头

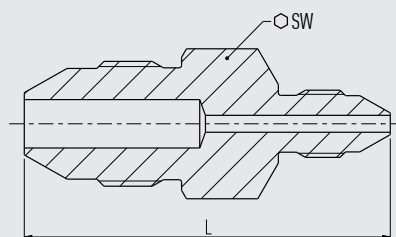
标称压力: 15,000 psi [103.4 MPa]



1側 15,000 psi [103.4 MPa]	2側 60,000 psi [137.9 MPa]	尺寸 (单位: mm [in])	
		SW	L
¼ NPT	¼" C&T	15.9 [0.62]	41 [1.61]
¼ NPT	⅜" C&T	20.6 [0.81]	48.5 [1.91]
¼ NPT	⅝" C&T	30.2 [1.19]	61 [2.4]
⅜ NPT	¼" C&T	19.1 [0.75]	47 [1.85]
⅜ NPT	⅜" C&T	20.6 [0.81]	25.5 [1]
⅜ NPT	⅝" C&T	30.2 [1.19]	64 [2.52]
½ NPT	¼" C&T	23.8 [0.94]	52 [2.05]
½ NPT	⅜" C&T	23.8 [0.94]	57.5 [2.26]
½ NPT	⅝" C&T	30.2 [1.19]	65.5 [2.58]

外-外螺纹转接头

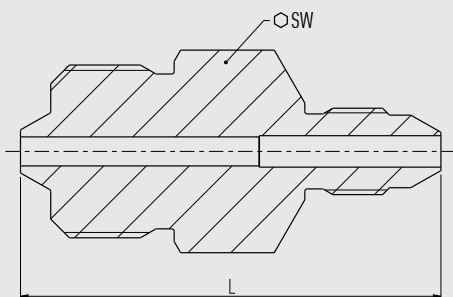
标称压力: 20,000 psi [137.9 MPa]



1側 20,000 psi [137.9 MPa]	2側 20,000 psi [137.9 MPa]	尺寸 (单位: mm [in])	
		SW	L
¼" C&T	¼" C&T	12.7 [0.5]	45 [1.77]
¼" C&T	⅜" C&T	15.9 [0.62]	52.5 [2.07]
¼" C&T	⅝" C&T	22.2 [0.87]	60.5 [2.38]
⅜" C&T	⅜" C&T	18.9 [0.74]	55 [2.17]
⅜" C&T	⅝" C&T	22.2 [0.87]	63.5 [2.5]
⅝" C&T	⅝" C&T	22.2 [0.87]	64 [2.52]

外-外螺纹转接头

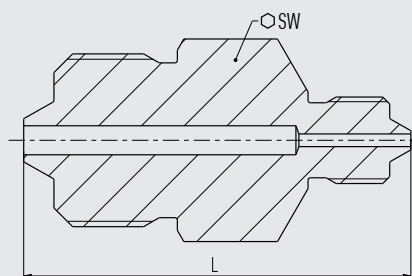
标称压力: 20,000 psi [137.9 MPa]



1側 20,000 psi [137.9 MPa]	2側 60,000 psi [137.9 MPa]	尺寸 (单位: mm [in])	
		SW	L
¼" C&T	¼" C&T	15.9 [0.62]	45.5 [1.79]
¼" C&T	⅜" C&T	20.6 [0.81]	56.5 [2.22]
¼" C&T	⅝" C&T	30.2 [1.19]	65.5 [2.58]
⅜" C&T	¼" C&T	15.9 [0.62]	49.5 [1.95]
⅜" C&T	⅜" C&T	20.6 [0.81]	59.5 [2.34]
⅜" C&T	⅝" C&T	30.2 [1.19]	69.5 [2.74]
⅝" C&T	¼" C&T	22.2 [0.87]	58 [2.28]
⅝" C&T	⅜" C&T	22.2 [0.87]	60.5 [2.38]
⅝" C&T	⅝" C&T	30.2 [1.19]	67.4 [2.65]

外-外螺纹转接头

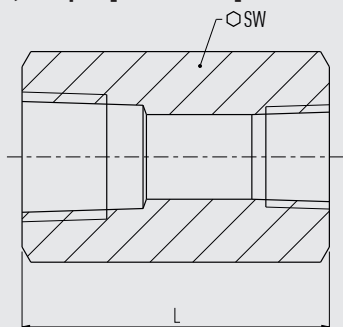
标称压力: 60,000 psi [137.9 MPa]



1側 60,000 psi [137.9 MPa]	2側 60,000 psi [137.9 MPa]	尺寸 (单位: mm [in])	
		SW	L
¼" C&T	¼" C&T	15.9 [0.62]	44 [1.73]
¼" C&T	⅜" C&T	20.6 [0.81]	54 [2.13]
¼" C&T	⅝" C&T	30.2 [1.19]	64 [2.52]
⅜" C&T	¼" C&T	20.6 [0.81]	57 [2.24]
⅜" C&T	⅜" C&T	30.2 [1.19]	68 [2.68]
⅝" C&T	⅝" C&T	30.2 [1.19]	66.8 [2.63]

内-内螺纹接头

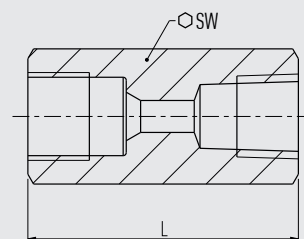
标称压力: 15,000 psi [103.4 MPa]



1侧 15,000 psi [103.4 MPa]	2侧 15,000 psi [103.4 MPa]	尺寸 (单位: mm [in])	
		SW	L
¼ NPT	¼ NPT	19.1 [0.75]	38.1 [1.5]
¼ NPT	⅜ NPT	25.4 [1]	41.3 [1.63]
¼ NPT	½ NPT	30.2 [1.19]	50.8 [2]
⅜ NPT	⅜ NPT	25.4 [1]	41.3 [1.63]
⅜ NPT	½ NPT	30.2 [1.19]	50.8 [2]
½ NPT	½ NPT	30.2 [1.19]	50.8 [2]

内-内螺纹接头

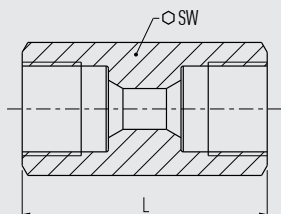
标称压力: 15,000 psi [103.4 MPa]



1侧 15,000 psi [103.4 MPa]	2侧 20,000 psi [137.9 MPa]	尺寸 (单位: mm [in])	
		SW	L
¼ NPT	¼" C&T	19.1 [0.75]	61 [2.4]
¼ NPT	⅜" C&T	19.1 [0.75]	44 [1.73]
¼ NPT	⅝" C&T	25.4 [1]	44 [1.73]
⅜ NPT	¼" C&T	25.4 [1]	44 [1.73]
⅜ NPT	⅜" C&T	25.4 [1]	44 [1.73]
⅜ NPT	⅝" C&T	25.4 [1]	44 [1.73]
½ NPT	¼" C&T	30.2 [1.19]	50.8 [2]
½ NPT	⅜" C&T	30.2 [1.19]	50.8 [2]
½ NPT	⅝" C&T	30.2 [1.19]	49 [1.93]

内-内螺纹接头

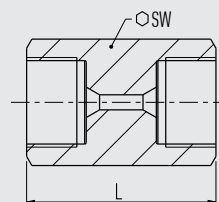
标称压力: 20,000 psi [137.9 MPa]



1侧 20,000 psi [137.9 MPa]	2侧 20,000 psi [137.9 MPa]	尺寸 (单位: mm [in])	
		SW	L
¼" C&T	¼" C&T	15.9 [0.63]	41 [1.61]
¼" C&T	⅜" C&T	19.1 [0.75]	41 [1.61]
⅜" C&T	⅜" C&T	19.1 [0.75]	45 [1.78]
⅜" C&T	⅝" C&T	25.4 [1]	50.8 [2]
⅝" C&T	⅝" C&T	25.4 [1]	54 [2.13]

内-内螺纹接头

标称压力: 60,000 psi [137.9 MPa]



1侧 60,000 psi [137.9 MPa]	2侧 60,000 psi [137.9 MPa]	尺寸 (单位: mm [in])	
		SW	L
¼" C&T	¼" C&T	25.4 [1]	44.5 [1.75]
¼" C&T	⅜" C&T	25.4 [1]	49 [1.93]
¼" C&T	⅝" C&T	34.9 [1.37]	45 [1.78]
⅜" C&T	⅜" C&T	25.4 [1]	50.8 [2]
⅜" C&T	⅝" C&T	34.9 [1.37]	49 [1.93]
⅝" C&T	⅝" C&T	34.9 [1.37]	60.3 [2.38]

证书

- 3.1 检验证书，符合EN 10204 (可选项)
所有接液部件材料证书

订购信息

型号/转接头类型/连接类型/连接尺寸/材料/选项

© 05/2022 WIKA Alexander Wiegand SE & Co. KG, 版权所有。
本文件中列出的规格仅代表本文件出版时产品的工程状态。
我们保留对规格和材料进行变更的权利。



威卡自动化仪表 (苏州) 有限公司
威卡国际贸易 (上海) 有限公司

电话: (+86) 400 928 9600
传真: (+86) 512 68780300
邮箱: 400@wikachina.com
网址: www.wika.cn